

# CAMBRIAN PUBLIC SCHOOL KANKE ROAD RANCHI


Holiday homework.

(if you have school art book ,  
or else do it in a drawing copy)

2020-5-30 16:44

# LANDSCAPE

Colour the landscape using poster colours.



# AMAZING! CALLIGRAPHY ART

Draw different patterns in the given letters using sketch pens to make the calligraphy art as shown.

## Start up Booster!

Calligraphy is the art of forming beautiful symbols by hand and arranging them well.



Do Something  
Amazing

## Skills...

- ★ Problem solving
- ★ Motor skills

## SCORE CARD

Excellent    Flawless    Good

## Mentor's Corner

Tell students to make a tag board hand tracing. Ask them to make a design with hands- overlap that with initials or name in block letters. Hands could also be filled with patterns. Markers, coloured pencils or crayons could be used.



# HORSE

Colour the horse in a stable using poster colours of your choice.



**Start up Booster!**  
Horses can sleep either standing up or lying down.

**Skills...**  
★ Observation  
★ Motor skills

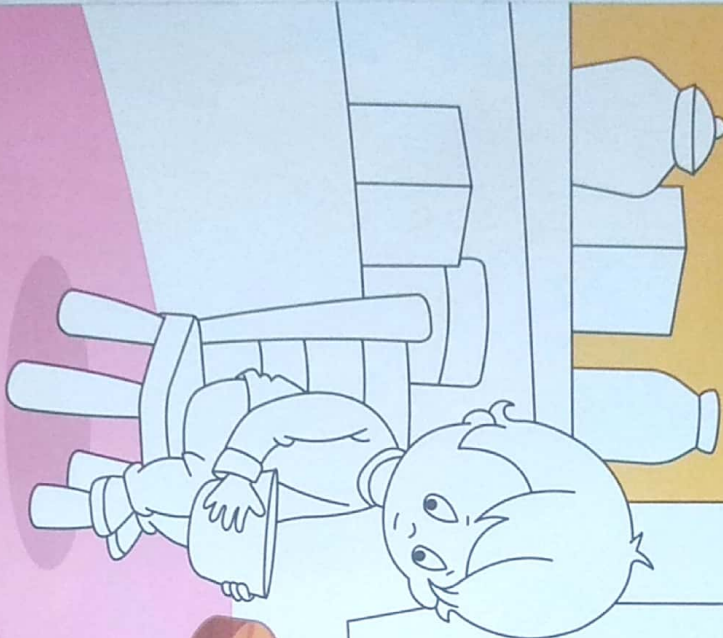
**SCORE CARD**

Excellent    Flawless    Good

**Mentor's Corner**  
Briefly discuss with children what horses eat. Mention how horses love to eat oats and also enjoy carrots, apples and sugar.

# MORNING TEA

Colour the picture using coloured pencils to make this scene more lively.



**Skills**  
• Observation  
• Motor skills

**Learning Area**  
Fine motor  
Good

6

**Mentor's Corner**  
Tell students that foods such as bananas, strawberries, spinach, milk, tomatoes, whole grain (brown) toast, and eggs are called 'go' foods because they make their bodies strong and healthy so they can play and grow.


7



# YOGA POSES

## CHART PAPER

Observe closely the given yoga poses and follow the step drawing to learn how to draw them.



SCORE CARD



# GIRAFFES

Look closely the below given giraffes and using different techniques make them colourful.

## Start up Booster!

When giraffes walk, they move both legs on one side of their body and then both legs on the other side; this is unique to giraffes.

Colour with sketch pens

Use coloured pencils

Tear bits of paper attached and paste here

### Skills...

- ★ Hand-eye coordination
- ★ Fine motor
- ★ Gross motor

### SCORE CARD

Excellent    Flawless    Good

### Mentor's Corner

Ask children, which zoo animal is the tallest, who knows where giraffes live? Place a giraffe picture on the map of Africa or on a globe.




# CHERRIES

Darken the outlined drawing of cherries. Colour the cherries using red water colour and the leaf with green as shown.



## Start up Booster!

The word 'cherry' comes from the Turkish town of Cerasus. Cherries belong to the rose family.



## Skills

- ★ Creativity
- ★ Motor skills

## SCORE CARD

Excellent Flawless Good




# ROCKET

Complete and colour the drawing of rocket in the space using poster colours as shown.

## Start up Booster!

Germany launched the first rocket capable of reaching space, the V-2 rocket, in 1942.



## Skills...

- ★ Observation
- ★ Motor skills

## SCORE CARD

Excellent ☐ Flawless ☐ Good ☐

## Mentor's Corner


Have children use glow-in-the-dark paints, crayons or markers to create night scenes on dark black or blue construction paper.

# CASTLE PATTERNS

Complete the other half of castle with different patterns using sketch pens as shown.

## Start up Booster!

A castle is a large strong building built in the past by a ruler or important person to protect the people inside from attack. They were both a home and a fortress.



### Skills

- ★ Observation
- ★ Motor skills

### SCORE CARD

Excellent    Flawless    Good

### Mentor's Corner

Ask children to use appliance boxes to make a big play castle. You can also use salt boxes or oatmeal boxes and decorate to make castles.