

Have a great



CAMBRIAN PUBLIC SCHOOL

KANKE ROAD, RANCHI



**HOLIDAY
HOMEWORK
CLASS - 1
SESSION - 2026-27**



Instructions for doing homework



1. Use A-4 size sheets or take printout of the worksheets.

2. Use separate sheets for different subjects.

3. Homework must be done neatly as grades will be given for the same.

4. Holidays homework to be submitted in clear plastic bags with child's name and class written on it.





Myself



My name is _____ (write your name)



I am _____ years old. (your age)



I am in _____ class. (your class)

I live in _____ (your city / town)



My favorite color is _____ (your favorite color)



I like to _____ (your hobbies)



My best friend is _____ (friend's name)



My favorite food is _____ (your favorite food)

I am...



Happy




Kind





Smart





10 Questions About Body Parts


1.  1. Which body part do we use to see?


2.  2. Which body part helps us hear?


3.  3. Which body part do we use to chew our food?


4.  4. Which body part helps us to walk and run?


5.  5. Which body part do we use to hold things?

6.  6. Which body part is important for thinking?

7.  7. Which body part is necessary for breathing?

8.  8. What is the job of the heart?

9.  9. Which body part do we use to smell?

10.  10. Which body part do we use to speak?

Name Class..... No.....

Healthy or Unhealthy

Direction : Put the words in the correct column.

egg

burger

rice

fish

cake

fruit

milk

candies

juice

chicken


pizza

softdrink

Healthy




Unhealthy























Name _____

Behavior : Good or Bad choices



Which students behave as good students and which ones aren't?
Color the smiley face for Yes or the sad face for No.


	 		 
	 		 
	 		 

Name _____


Date _____

EMOTIONS


Draw how each person is feeling.



I'M HAPPY




I'M SAD



I'M SLEEPY



I'M AFRAID



I'M ANGRY



I'M SURPRISED

Name: _____

Date: _____

FOLLOWING DIRECTIONS BEACH DAY



- Color the sun yellow
- Color the big cloud blue. Leave the small cloud white.
- Color the jumping dolphin gray.
- Color the beach chair red.
- Color the umbrella in different colors.
- Color the big coconut tree green and the small tree light green.
- Color the sand castle brown.
- Color the kids' clothes orange.
- Color the duck floater yellow.
- Color the slippers purple.

I am really good at...

I am kind to...

I love myself because....

I am special because...

I am a good friend to...

**I am
awesome
because...**

**Write a sentence
why you are
awesome in each
flower in the pot**

सप्ताह के दिन

कल आज कल

कल था

आज

कल है

← सोमवार →

← मंगलवार →

← बुधवार →

← बृहस्पतिवार →

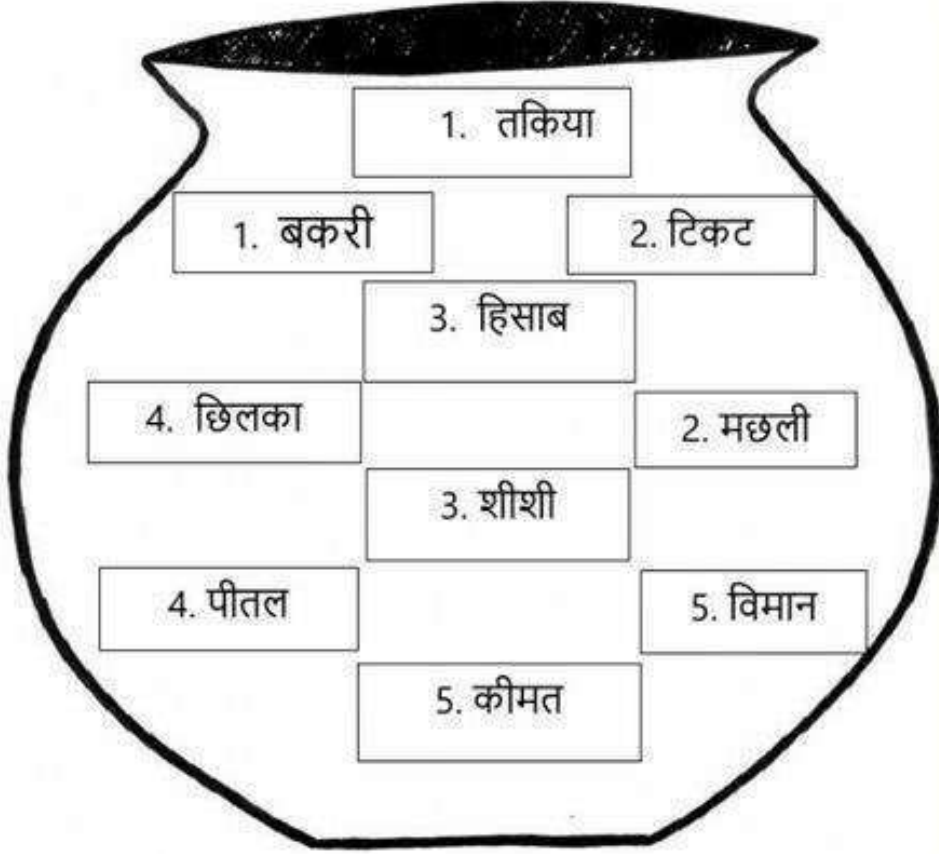
← शुक्रवार →

← शनिवार →

← रविवार →

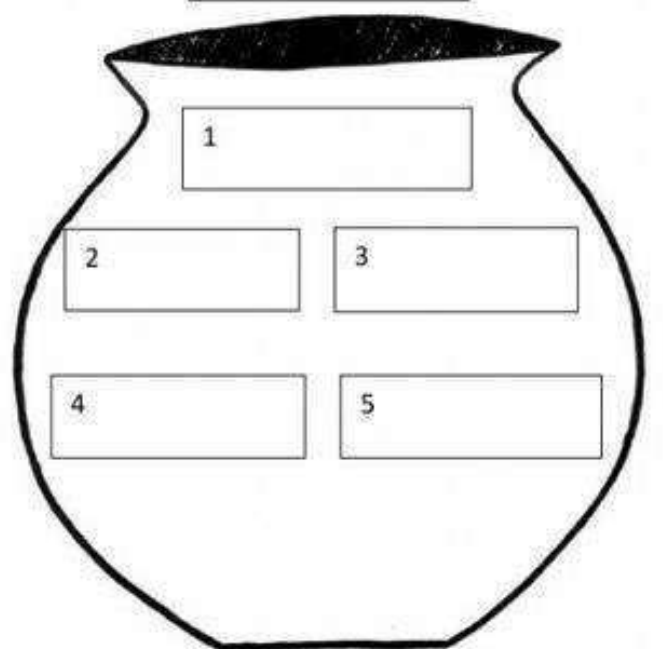
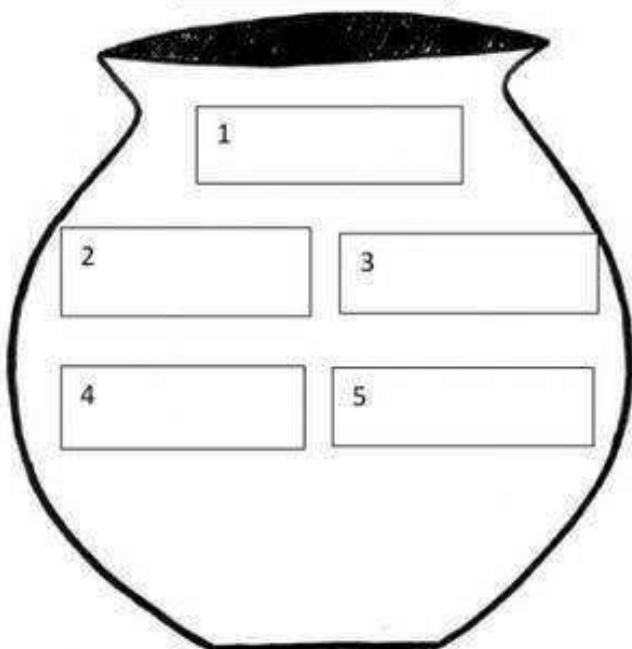
कुछ खेलें

- मटके में रखे 'इ' और 'ई' मात्रा वाले शब्द मिलजुल गए हैं। उनमें से इ और ई मात्रा वाले शब्दों को छाँटकर अलग - अलग मटके में रखें।



ि इ

ी ई



क्लोज़ पैसेज (Cloze Passage)

दिन	चूहा	पीठ	गुस्सा
शेर	पंजे	भागा	खतरनाक
गुफा	कुचलने	नन्हा	जान

शेर और चूहा



गर्मी का _____ था और एक _____ अपनी _____ में झपकी ले रहा था। अचानक एक _____ गलती से उसकी _____ पर चढ़ गया और शेर जैसे _____ जानवर को जगा दिया। शेर को बहुत _____ आया। शेर अपने _____ के नीचे चूहे को _____ ही वाला था कि _____ चूहा वंहा से अपनी _____ बचाकर _____।

Name:



FILL IN MISSING NUMBERS

101		103		105		107		109	
	112			115	116		118		120
121		123	124			127	128		130
	132	133		135	136			139	
141		143		145		147	148		150
151			154		156		158		
	162	163		165		167		169	170
171		173	174				178	179	
	182	183		185		187			190
191			194		196		198	199	

Name: _____

Before and After

Write the number that comes before and after.

	25	
--	----	--

	83	
--	----	--

	76	
--	----	--

	45	
--	----	--

	15	
--	----	--

	30	
--	----	--

	44	
--	----	--

	24	
--	----	--

	29	
--	----	--

	81	
--	----	--

	65	
--	----	--

	49	
--	----	--

	38	
--	----	--


	97	
--	----	--

	71	
--	----	--

	60	
--	----	--

	99	
--	----	--

	88	
--	----	--



Name: _____¹ Date: _____

2 Digit Mixed Addition & Subtraction (Without Regrouping)



1.) $\begin{array}{r} 59 \\ - 17 \\ \hline \end{array}$	2.) $\begin{array}{r} 37 \\ + 22 \\ \hline \end{array}$	3.) $\begin{array}{r} 97 \\ - 75 \\ \hline \end{array}$	4.) $\begin{array}{r} 30 \\ + 58 \\ \hline \end{array}$
5.) $\begin{array}{r} 53 \\ + 32 \\ \hline \end{array}$	6.) $\begin{array}{r} 74 \\ - 64 \\ \hline \end{array}$	7.) $\begin{array}{r} 51 \\ + 42 \\ \hline \end{array}$	8.) $\begin{array}{r} 97 \\ - 26 \\ \hline \end{array}$
9.) $\begin{array}{r} 44 \\ - 24 \\ \hline \end{array}$	10.) $\begin{array}{r} 24 \\ + 32 \\ \hline \end{array}$	11.) $\begin{array}{r} 74 \\ - 12 \\ \hline \end{array}$	12.) $\begin{array}{r} 21 \\ + 66 \\ \hline \end{array}$
13.) $\begin{array}{r} 71 \\ + 25 \\ \hline \end{array}$	14.) $\begin{array}{r} 73 \\ - 62 \\ \hline \end{array}$	15.) $\begin{array}{r} 26 \\ + 53 \\ \hline \end{array}$	16.) $\begin{array}{r} 63 \\ - 52 \\ \hline \end{array}$



Summer Holiday Homework – Class 1

Mathematics

- Complete pages 10 to 15
- Complete pages 20, 21, 22 to 25
- Learn Tables from 2 to 5

English Grammar

- Complete pages 10 to 17 in the book

Hindi (Sulekh)

- Practice pages 2 to 10

Project Work

English

- Make colourful kites using different shapes




Hindi

- Draw and colour Sun, Earth, and Moon (Chart Paper – Page No. 4)
- Make a family tree and paste pictures of family members

Mathematics

- Use shapes to create pictures (House, Tree, Car)

Instructions

- Complete all work neatly
 - Use colours wherever needed
 - Submit after the holidays
- 
- 
- 
- 