



**Holiday  
Assignment**  
**Class II**  
Session: 2026-27





SUMMER  
ASSIGNMENT

The title 'SUMMER ASSIGNMENT' is written in large, colorful, bubbly letters. 'SUMMER' is in red, orange, green, blue, and purple. 'ASSIGNMENT' is in blue, purple, green, orange, and pink. A smiling sun icon is to the left of 'SUMMER', and a palm tree icon is to the right. The background features a large sun, palm trees, a sailboat, and beach chairs.



NAME - \_\_\_\_\_

A yellow star with a smiling face is positioned to the left of the text 'NAME - \_\_\_\_\_'. The text is in pink, bold, uppercase letters.



CLASS - \_\_\_\_\_

A blue star with a smiling face is positioned to the left of the text 'CLASS - \_\_\_\_\_'. The text is in blue, bold, uppercase letters.



ROLL NO. \_\_\_\_\_

A pink star with a smiling face is positioned to the left of the text 'ROLL NO. \_\_\_\_\_'. The text is in green, bold, uppercase letters.




# ENGLISH

Q. Connect the correct dots to match the each image with its noun.



- Person
- Place
- Thing



- Person
- Animal
- Thing



- Person
- Place
- Thing



- Person
- Place
- Thing



- Animal
- Place
- Thing



- Person
- Place
- Animal



- Person
- Animal
- Thing




- Person
- Place
- Thing

# SENTENCES

Add phrases from the list to build sentences from each fragment!

- the firemen
- twice a day
- at the weekend
- junk foods
- a road trip
- in the sea
- classical music
- my mother



I can see a dolphin .....



..... can ride a motorbike.



I brush my teeth .....



Mary likes listening to .....



..... are not healthy.



We will go the zoo .....



..... is lots of fun and adventure.



..... rescued the cat from the tree.

# Use of He- She- It

Complete the sentence with the correct subject pronoun



\_\_\_ is a boy.



\_\_\_ is a girl.



\_\_\_ is a chair.



\_\_\_ is running fast.



\_\_\_ is eating apples



\_\_\_ is raining outside

# HINDI

## संज्ञा

चित्रों को पहचान कर वाक्यों में संज्ञा शब्द लिखिए।

.....फलों का राजा है।



मेरा..... बहुत बड़ा है।



मेरे देश का नाम..... है।



यह एक..... है।



यह.....का फूल है।



यह एक लाल..... है।



शब्दों को शुद्ध कर दो-दो बार लिखिए:-

हेरान

\_\_\_\_\_

\_\_\_\_\_

तुमहारि

\_\_\_\_\_

\_\_\_\_\_

इसलीए

\_\_\_\_\_

\_\_\_\_\_

जलदी

\_\_\_\_\_

\_\_\_\_\_

प्रतीदिन

\_\_\_\_\_

\_\_\_\_\_

कयोंकि

\_\_\_\_\_

\_\_\_\_\_

परिवार

\_\_\_\_\_

\_\_\_\_\_

खिलोने

\_\_\_\_\_

\_\_\_\_\_

पयारा

\_\_\_\_\_

\_\_\_\_\_

चाहिए

\_\_\_\_\_

\_\_\_\_\_

# MATHS

## Comparing number.

Use  $>$ ,  $=$ , and  $<$  symbols to compare numbers.

$34 \bigcirc 43$

$67 \bigcirc 67$

$99 \bigcirc 15$

$56 \bigcirc 16$

$09 \bigcirc 19$

$33 \bigcirc 13$

$47 \bigcirc 78$

$94 \bigcirc 82$

$75 \bigcirc 55$

$27 \bigcirc 17$

$65 \bigcirc 65$

$89 \bigcirc 53$

$12 \bigcirc 86$

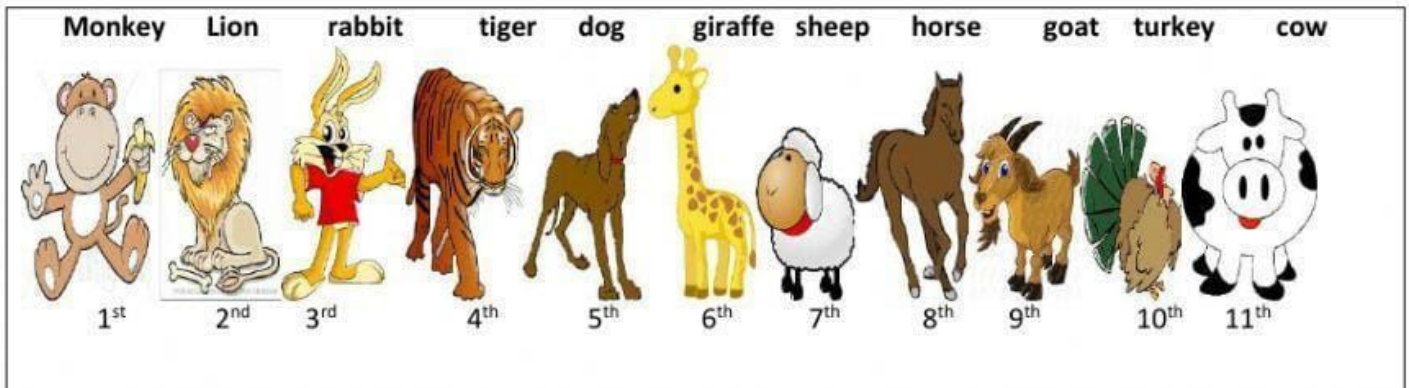
$91 \bigcirc 91$

$29 \bigcirc 92$

$96 \bigcirc 69$



# ordinal numbers




Which animal is the:

1. Fourth – \_\_\_\_\_
2. Seventh – \_\_\_\_\_
3. Second – \_\_\_\_\_
4. Sixth – \_\_\_\_\_
5. Ninth – \_\_\_\_\_
6. First – \_\_\_\_\_
7. Third – \_\_\_\_\_
8. Tenth – \_\_\_\_\_
9. Eighth – \_\_\_\_\_
10. Fifth – \_\_\_\_\_


# Order Numbers up to 100

Order each set of numbers from the smallest to the greatest.


77, 23, 44, 35



42, 19, 31, 66




55, 83, 38, 22




Order each set of numbers from the greatest to the smallest


81, 56, 65, 97



65, 16, 48, 75



72, 43, 54, 36



# EVS

## About Me

My name is \_\_\_\_\_

My birthday is in \_\_\_\_\_

I am \_\_\_\_\_ years old.

I am a \_\_\_\_\_ (boy/girl)

I am studying in \_\_\_\_\_ school.



I am studying in \_\_\_\_\_ (grade/class.)

My favourite fruit is \_\_\_\_\_

My favourite vegetable is \_\_\_\_\_

My favourite color is \_\_\_\_\_



My best friend's name is \_\_\_\_\_

My favourite subject is \_\_\_\_\_

My hobbies are \_\_\_\_\_



I want to become a \_\_\_\_\_




# My Body

A. Tick (✓) for right and (X) for false statement :

1. Eyes help us to see.
2. We have ten fingers.
3. Ears help us to taste.
4. We see things with our nose.
5. Skin helps us to sense the touch.
6. Legs help us to walk.



B. Write the names of these sense organs :



C. Label the parts of the body :



# Life skills

## \*Helping at home\*



Paste a picture of you helping your mother/father at home.

Or

Paste a picture of you arranging your toys/books.



## \*Care for nature\*



Paste a picture of you watering plants.

Or

Paste a picture of you planting a seed.

