



# CAMBRIAN PUBLIC SCHOOL

## Kanke Road, Ranchi

### *Summer Assignment* (Session 2026-27)

**Class: III**

**General Instructions:**

1. Complete all the questions neatly in your notebook / A4 size assignment sheet as instructed.
2. Maintain proper handwriting and presentation.
3. Revise the syllabus covered before attempting the assignment.
4. Submit the assignment on the first day after the Summer Vacation.
5. Parents are requested to guide and encourage their ward to complete the work independently.

**Subject: English**

### Project

#### “My Creative Story & Grammar Book”

**Project Instructions:**

- ✓ Make a scrapbook (12–15 pages).
- ✓ Use drawings, colours, craft, collage.
- ✓ Each page: Art + Writing work.

**Project Pages**

**Page 1: Cover Page (Art Integration)**

- Title + Name + Class
- Decorate with: Pond scene / goats / sky / imagination theme

**Page 2: About Me (Self Art)**

- Write 5 lines about yourself.
- Draw a self-portrait.

**Page 3: Imagine (Dream World Art Page)**

- Write: If I could imagine anything... (5–6 lines)
- Draw a fantasy world (flying, magic, animals talking).
- Use cotton, colours, glitter.

**Page 4: Scene Art**

- Draw/paste a farm scene with goats.
- Write 4–5 lines about the farm.
- Use green paper for grass.

**Page 5: Comic Strip**

- Make a 4-box comic strip showing unlucky events.
- Write 1 line in each box.
- Add speech bubbles.

### **Page 6: Funny Art**

- Draw a pond scene showing people laughing.
- Write 3–4 funny lines.
- You can add blue paper for water.

### **Grammar Through Art (Noun World)**

#### **Page 7: Noun Tree**

- Draw a big tree with branches: Proper, Common, Collective
- Write 2 examples on each branch.
- Paste pictures if possible.

#### **Page 8: Basket Activity**

- Draw 2 baskets: Singular and Plural
- Paste/draw: 1 apple vs many apples, 1 goat vs many goats
- Write 4 examples each.

#### **Page 9: Flip Activity**

- Make flaps (paper folding).
- Under each flap: King – Queen, Boy – Girl, Lion – Lioness
- Decorate like crowns.

#### **Page 10: Sentence Garden**

- Draw flowers. Each flower = 1 sentence.

#### **Page 11: My Favourite Character (Portrait Art)**

- Draw the character.
- Write 4–5 lines on why you like them.

#### **Page 12: My Own Story (Creative Writing)**

- Topic: A Funny Day in My Life
- Draw your story.

#### **Page 13: Value Page (SDG Integration)**

- Draw: Helping others, Caring for animals.
- Write 3 lines each.

#### **Page 14: New Words Pocket**

- Make a small paper pocket.
- Add 10 words chits with meanings.

#### **Page 15: Reflection Page**

- I enjoyed this project because...
- I learnt...
- My favourite page is...

## Subject: Hindi

1. अ से अः तक सारे स्वर से एक – एक चित्र बनाइए।
2. पर्यायवाची शब्द - आँख, माता, वस्त्र, आग, कमल, पेड़, नदी, पहाड़, का चित्र बनाकर इसके तीन – तीन पर्यायवाची शब्द लिखिए तथा याद करिए।
3. दिए गए शब्दों के विलोम शब्द लिखिए तथा याद करिए - तेज़, मोटा, लाभ, सत्य, अच्छा, सच, नरम, अमीर, अंधकार, देशी।
4. कल्पवृक्ष ( पाठ्य-पुस्तक)- पाठ- 1 कुछ काम करो कविता लिखिए तथा याद करिए।
5. पेड़ का चित्र बनाकर पेड़ के विषय में 10 पंक्तियां लिखिए ।
6. परिवार वृक्ष बनाइए – अपने परिवार के सदस्यों का फोटो लगाकर अपना संबंध बताइए ।

संपूर्ण कार्य A 4 साइज़ वाले पेपर में करें तथा सभी पेजों को एक फाइल में जमा करें।

## Subject: Mathematics

### Activity 1: Origin of Counting

- 1) Look around your home and count the following objects:

- Chairs: \_\_\_\_\_
- Plates: \_\_\_\_\_
- Books: \_\_\_\_\_
- Windows: \_\_\_\_\_
- Shoes: \_\_\_\_\_

- 2) Draw and colour 10 objects used for counting in old times

(Examples: stones, sticks, shells, beads)

- 3) Write 5 lines on: “How did people count in olden days?”

### Activity 2: 4-Digit Numbers

- 4) Make the greatest and smallest 4-digit numbers using these digits:

- a) 3, 7, 1, 5

- Greatest Number = \_\_\_\_\_
- Smallest Number = \_\_\_\_\_

- b) 8, 2, 0, 6

- Greatest Number = \_\_\_\_\_
- Smallest Number = \_\_\_\_\_

- 5) Expanded Form

a) 4,582 = \_\_\_\_\_

b) 7,134 = \_\_\_\_\_

c) 9,206 = \_\_\_\_\_

- 6) Draw a Place Value Table and represent the following numbers in it.

a) 5,468

b) 8,239

c) 3,705

### Activity 3: Addition of 4-Digit Numbers

7) Solve:

a)  $2345 + 1432 =$  \_\_\_\_\_

b)  $4567 + 2101 =$  \_\_\_\_\_

c)  $6789 + 1020 =$  \_\_\_\_\_

d)  $3214 + 4563 =$  \_\_\_\_\_

### Activity 4: Real Life Maths

8) Visit a nearby shop with parents and write prices of 4 items:

Item	Price
a) _____	₹ _____
b) _____	₹ _____
c) _____	₹ _____
d) _____	₹ _____

Total = ₹ \_\_\_\_\_

### Activity 5: Fun with Numbers

9) Number Card Activity

Make number cards (0–9) and form:

- Largest 4-digit number = \_\_\_\_\_
- Smallest 4-digit number = \_\_\_\_\_
- Even 4-digit number = \_\_\_\_\_
- Odd 4-digit number = \_\_\_\_\_

### Project Work

10) Paste pictures of:

- Abacus
- Old counting tools
- Currency notes
- Number chart

*Arrange them neatly in sequence and decorate the page.*

**Note:**

- Do the H.H.W in A4 size sheet, inserted in stick file.
- Revise the chapters covered in April and May.


## Subject: Science

 Topic: Model of Human Respiratory System

---

 Aim:

Make a working 3D model to understand how we breathe.

 Materials Needed:

 2 Balloons

- ✦ 1 Plastic Bottle
- ✦ Straw or Pipe
- ✦ Tape
- ✦ Clay / Play Dough
- ✦ Scissors
- ✦ Coloured Paper for Labels
- ✦ Instructions:

**Step 1**

Cut the lower part of the plastic bottle carefully.

**Step 2**

Attach two balloons to the straw in a “Y” shape.

**Step 3**

Insert the straw inside the bottle.

**Step 4**

Seal the bottle opening using clay so that air cannot escape.

**Step 5**

Attach one balloon at the bottom of the bottle.

**Step 6**

Pull the bottom balloon gently and observe how the lungs inflate and deflate.

**Step 7**

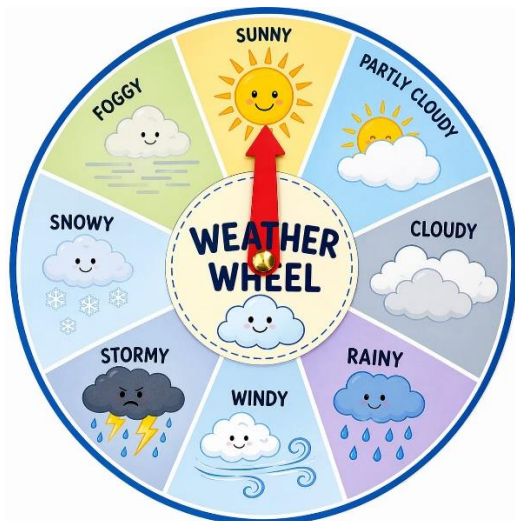
**Decorate and label the following parts:**

- Lungs
- Windpipe
- Diaphragm

✦ Make your model neat, colourful and creative!

**Subject: Social Science**

1. Make a weather wheel using paper. Use colours and drawings.




**Answer the following question in your Social Science notebook**

2. Mention the number of satellites of the Solar System.
3. What are shooting stars?
4. Write the names of the first explorers to the South Pole and North Pole.
5. Know your State / Union Territory:
  - a) Name of my State / Union Territory .....
  - b) Its Capital is .....
  - c) The Governor of the State is .....
  - d) The Chief Minister of the State is .....
  - e) My neighbouring States or Union Territories are .....



**Subject: Computer**

- 1) Draw a standard keyboard and label its key and colour it. (use chart paper)
- 2) Write the name of any 5 input devices and 5 output devices in copy.
- 3) Define Computer in your own words.
- 4) Write the functions of:
  - a) Keyboard
  - b) Mouse
  - c) Monitor
- 5) **Fill in the blanks:**
  - a) \_\_\_\_\_ is used to print documents.
  - b) \_\_\_\_\_ is used to store data.
- 6) Write 3 advantages of computers.
- 7) Draw a Mouse and label its buttons.

**Subject: Life Skill**

 Instructions:

- Do all the work neatly on A4 sheets.
- Attach all the sheets in a Milky File.
- Decorate your work with colour, drawings, and stickers.

 Activity 1 – Friendship Flower 


Draw a flower and write 5 qualities of a good friend on its petals.

Also draw/paste a picture of your best friend and write 3–4 lines about him/her.

 Activity 2 – My Responsibility Chart 

Make a colourful chart of 5 good tasks you completed during holidays.

Examples:

- Finish homework on time
- Helped parents
- Arranged books
- Watered plants
- Kept toys properly
- Paste/draw  stars for each completed task.

Write 3–4 lines on:

“How did I feel after completing my work?”

\*\*\*\*\*