



CAMBRIAN PUBLIC SCHOOL

Kanke Road, Ranchi

Summer Assignment (Session 2026-27)



Class: IV



General Instructions:

1. Complete all the questions neatly in your notebook / A4 size assignment sheet as instructed.
2. Maintain proper handwriting and presentation.
3. Revise the syllabus covered before attempting the assignment.
4. Submit the assignment on the first day after the Summer Vacation.
5. Parents are requested to guide and encourage their ward to complete the work independently.

Subject: English



  Get ready for an exciting journey full of fun activities, creative tasks, and interesting learning. Use your imagination, think creatively, and enjoy every task.

Have a happy and productive vacation!  

1. Write a short poem on 'Summer' (4-6 lines)
2. Create your own story using these words- forest, rabbit, river, friend, danger (8-10 lines).
3. Paste a picture from any newspaper and answer these: -
 - i) What do you see?
 - ii) What is happening?
4. Find five nouns from your home. Draw and label them.
5. If you find a lost puppy, write what will you do? (Write in 2-3 lines)
6. Read one storybook. Write: -
 - i) Name of the story
 - ii) Draw any two characters
 - iii) What did you learn from the story?
7. Make a colourful advertisement on any one of the following topics:
Ice cream, toy shop or a healthy drink

Remember to-

- Write a big and bold heading
- Use short sentences
- Draw colourful pictures

NOTE: You are required to prepare your holiday Homework neatly in a thick scrapbook. The cover page should be decorated neatly and labelled as 'My Creative Summer Workbook'. Bring your completed scrapbook on the first day after the holidays.

Subject: Hindi

1. अपना एक फोटो लगाकर "मेरा परिचय" विषय पर 10 पंक्तियाँ लिखिए।
2. पर्यायवाची शब्द - फूल, चाँद, पहाड़, कमल, आग, हाथ, वस्त्र, वृक्ष, आँख, साँप का चित्र बनाकर तीन – तीन पर्यायवाची शब्द लिखें।
3. विलोम शब्द - दिए गए शब्दों का विलोम लिखिए तथा याद करिए - दिन, मित्र, अपना, सुख, आशा, गुरु, ग्रामीण, प्रश्न, एकता, काला ।
4. परिवार वृक्ष बनाइए - अपने परिवार के सदस्यों का फोटो लगाकर अपना संबंध बताइए।
5. 5 अच्छी आदतों का चित्र बनाकर उन आदतों के विषय में एक – एक पंक्ति लिखिए।
 - सभी कार्य A4 शीट में करें तथा सभी पेजों को एक फाइल में जमा करें।

Subject: Mathematics

Activity 1: "Number City"

Concept: Large Numbers & Place Value

Draw a small "city" with 5 buildings. Write a 4 or 5-digit number on each building.

Show: Expanded form (e.g., $4,532 = 4000 + 500 + 30 + 2$); Number names of the written numbers.

Activity 2: "My Mini Shop"

Concept: Addition

Create a small shop (toys, clothes, snacks). Write price tags (4-digit numbers). Choose any 3–4 items and find the total cost. Present it as a bill with drawings.

Activity 3: "Math Collage"

Concept: Addition & Subtraction

Cut large numbers from newspapers/magazines. Paste them to form:

2 addition sums and 2 subtraction sums.

Activity 4: "Roll & Calculate"

Concept: Practice of Operations

Use a dice (or write random digits). Make 2 large numbers (4-digit). Perform:

Addition and Subtraction

Activity 5: "Missing Number Challenge"

$$7,450 + \underline{\quad} = 10,000$$

$$\underline{\quad} - 2,675 = 5,000$$

$$9,000 - \underline{\quad} = 3,250$$

Activity 6: “Sudoku”

Fill the grid using the numbers 1, 2, 3, and 4 by following these simple rules:

1. Each row must have all numbers (1–4) exactly once.
2. Each column must have all numbers (1–4) exactly once.
3. Each 2×2 box must also contain the numbers (1–4) exactly once.
4. Do not change or move the given numbers (clues).
5. Use logic to solve the puzzle — no guessing!

4		2	
	3		1

Activity 7: “Math Poster”

Concept: Creativity + Learning

Make a poster showing: One addition sum, One subtraction sum. Decorate with colors, shapes, or drawings.

Note:

- Do the H.H.W in A4 size sheet, inserted in stick file.
- Revise the chapters covered in April and May.

Subject: Science

PROJECT

Students have to prepare ANY ONE of the following models:

OPTION 1: FOOD PYRAMID MODEL

Materials Needed

- Cardboard / Chart Paper
- Pictures or Drawings of Food Items
- Colours, Glue & Scissors

Instructions:

1. Make a large pyramid on the chart paper or cardboard.
2. Divide the pyramid into different sections.
3. Paste or draw food items in the correct section.
4. Label the sections neatly:
Energy-Giving Foods
Body-Building Foods
Protective Foods
Fats and Sugars
5. Decorate the model neatly and colourfully.

OPTION 2: MODEL OF A TOOTH

Materials Needed

- Clay / Play Dough / Thermocol
- Cardboard Base
- Colours & Labels

Instructions:

1. Make a large tooth model using clay or thermocol.
2. Label the parts neatly.
3. Colour and decorate the model properly.
4. Make the model clean, attractive and easy to understand.

WRITTEN WORK

Write 4–5 lines about the model you have prepared.

Foods Good and Bad for Teeth

Make two columns:

Good for Teeth

Harmful for Teeth

Paste or draw food pictures in your copy

Learning Task

Students must learn all the questions and answers from the chapters covered in class:

Chapter 1 – Food





Chapter 2 – The Teeth

Subject: Social Science

1. Creative Work-

- Make a weather diary-
Instructions-
Observe and record weather for 10 days
Date-
Day-
Temperature-
Time- (Sunny, Cloudy and Rainy)

For example

Day	Temperature	Sky	What I Wore
Monday 13 May 2024	Hot  	Sunny 	Cotton T-shirt and Shorts  
Tuesday 14 May 2024	Warm  	Cloudy 	T-shirt and Track Pants  
Wednesday 15 May 2024	Cool  	Rainy 	Raincoat and Boots  

2. Academic Work-

- Find out the height of the following places.
- Your favourite hill station: _____
- The city of Leh in Ladakh: _____
- The capital city of Sikkim: _____

3. Write three most populated countries in the world.

4. Write the name of the continent that has the most number of countries.

Subject: Computer

- 1) Draw a CPU and label its different parts (MU, CU, ALU).
- 2) Make a table showing the units of data storage and their equivalents (bits, bytes, KB, MB, GB, TB, PB, EB).
- 3) Draw Primary memory and any three Secondary Memory.
- 4) What is a Computer System? Explain briefly.
- 5) Differentiate between:
Input Device and Output Device
- 6) Fill in the blanks:
 - a) _____ is the brain of computer.
 - b) _____ is used to save files.
- 7) Write steps to start a computer.
- 8) Write 4 uses of computers in daily life.

Subject: Japanese

For Note copy: -

1. Write numbers 1 to 10.
2. Write 5 daily greetings in Japanese. (write their meanings also)

Activity: -

Draw a rainbow and label each color in Japanese. In an A4 size sheet.
